

This communication board uses symbols to share wants, needs, and thoughts, assisting individuals with communication challenges.

An example; first, we are going to the toilet, next the public computer, then the printer.


Ways to use communication boards:


1. Point to symbols to convey messages.
2. Speak while pointing to assist board users.
3. Read words aloud while pointing, allowing partners to respond with "yes" or "no."
4. Encourage others to support communication difficulties by using the board.

Communication Board

Town of Cambridge Libraries




 Yes

 No

 Help

 Where is?


 I want


 Something is wrong

Deaf/Hard of hearing

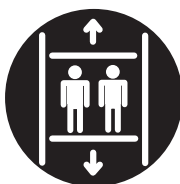

I don't speak English


Write it down


Question



Wait



Drinking fountain



Lift


Accessible toilet



Toilet



First Aid


Borrow



Return


Newspaper and magazines


Large print


Membership


Library activities


Public computers


Wi-Fi


Printer



Scan/Photocopy


FIRST

NEXT

THEN

How much?


Receipt


Lost property
